



CHARLOTTE BILTGEN

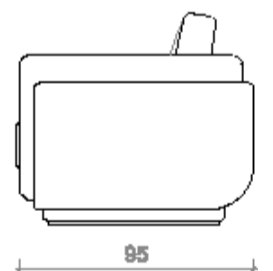
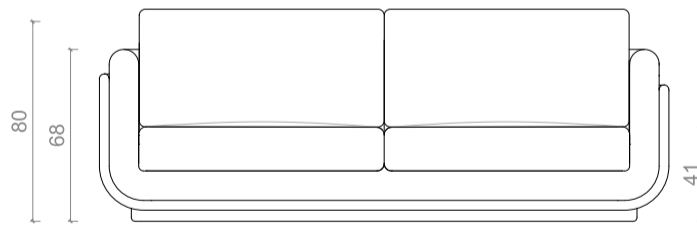
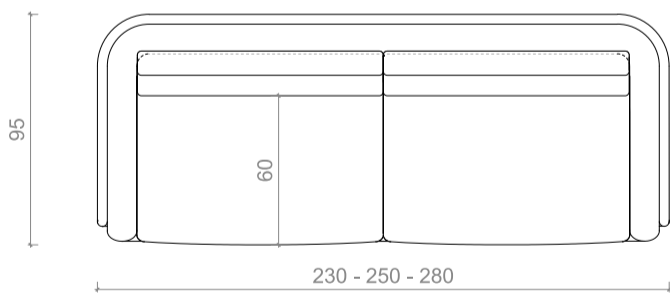


EBISU Sofa



WOOL TERRY

Dimensions

L 230 cm – L 250 cm – L 280 cm – P 95 cm – H 80 cm (with back cushions) - Armrest height 68 cm - seating height 41 cm
L 90.5" – L 98.4" – L 110.2" – D 37.4" – H 31.5" - Armrest height H 26.8" - seating height 16.1"



Materials



Inside & outside :
Wool Terry -
DEDAR -
Karakorum - Ivory

Inside & outside :
Wool Terry -
BISSON BRUNEEL -
Bergamo

Leather -
Sherwood17

SHOWROOM COURCELLES



CHARLOTTE BILTGEN

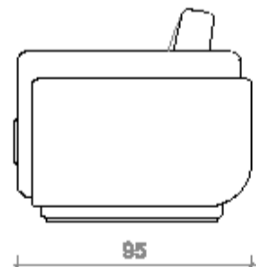
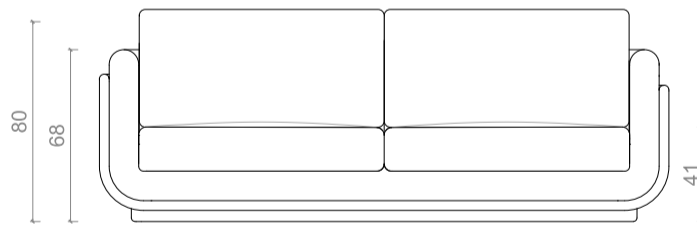
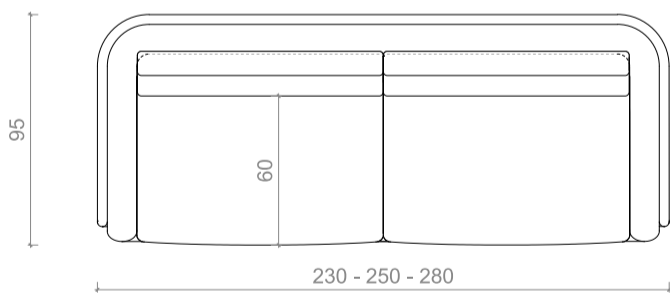


EBISU Sofa

VELVET & LEATHER

Dimensions

L 230 cm - L 250 cm - L 280 cm - P 95 cm - H 80 cm (with back cushions) - Armrest height 68 cm - seating height 41 cm
L 90.5" - L 98.4" - L 110.2" - D 37.4" - H 31.5" - Armrest height H 26.8" - seating height 16.1"




Materials



Inside & cushions :
Velvet
DEDAR
Vladimiro



Inside & cushions :
Velvet
DEDAR
Adama & Eva



Outside and base :
Leather
TOUCH

SHOWROOM COURCELLES